

Working Smarter, not Harder: Managing Assessment for Busy Faculty while Helping Students Learn

Nancy Quam-Wickham, Ph.D.
Coach, National Institute of Learning Outcomes Assessment
Professor of History, CSU-Long Beach


Assessment 101: What is Assessment?

► Grade

- Evaluation of a single student
- May evaluate performance on a single or multiple assignments
- May not be linked to learning outcomes!
- Evaluation tool may or may not be used
- Evaluation may reflect other factors in student performance


► Assessment

- Evaluation of a group of students
- Evaluates performance using a single artifact or assignment
- Evaluation is clearly aligned with learning outcome!
- Evaluation tool is used, raters are usually normed
- Measures achievement of specific outcome (no "radio interference")



Assessment 101: What Assessment is and is Not

- ▶ Assessment is a part of the way to measure *institutional effectiveness* -- How all institutional elements (instruction, seat time, student preparation, student services, administrative services) lead to student learning
- ▶ Not an evaluation of a single student
- ▶ Not an evaluation of a single faculty member



Assessment 101: The importance of Student Learning Outcomes

- ▶ A student learning outcome indicates what a student should know and be able to do upon completion of an assignment, course, program of study, degree
- ▶ SLOs are a way to communicate to students what is essential to their learning

Assessment measures whether students have met those SLOs.

Don't overthink this!

Reframing: Why is Assessment beneficial for faculty?



Communication

Assessment activities prioritize communication within and across programs at an institution

Assessment activities are process-oriented, not solely results driven

Assessment provides rich opportunities for faculty engagement outside of their disciplinary "bubbles"



Empowerment

Successful assessment is predicated upon faculty expertise

Faculty identify appropriate student learning outcomes & ways to measure achievement

Assessment is inherently an evidence-based practice -- what we do...



Collegiality

Collegiality as *Shared Responsibility* (culture shift)

Integrated approach to education: We are stronger as a whole, not individually

Assessment allows for individual variations on a "theme" (SLOs)



The Process of Assessment: Design Thinking Concepts

(Grant Wiggins & Jay McTighe, *Understanding by Design*)

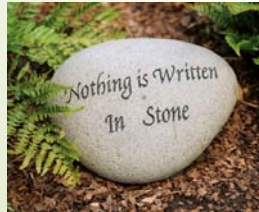
- Identify desired result
- Determine acceptable evidence
- Design learning activities & instructional strategies
- Measure: Did our efforts work?

Steps in the Assessment Process

1. Identify Student Learning Outcomes
2. Map your Curriculum
3. Identify Assessment Measures -- Direct or Indirect?

4. Reporting and Acting on Assessment Results

Discuss results collaboratively, later report results, plan future assessments based on current results.



Steps in the Assessment Process: "Closing the Loop"

- ✓ *Most important step in the assessment process!*
- ✓ Faculty identify areas for improvement in student learning
- ✓ Among most effective learning interventions:
Better, more transparent assignment design
- ✓ Student learning is influenced by multiple factors outside of the classroom
- ✓ Instructional units may need to coordinate with student affairs and other divisions

Why Assignments?

- Students take assignments seriously!
- Assignments are linked to grades (students).
- Assignments have relationships to assessment.
- ✓ Embedded assessments use those assignments to measure learning.



Why Assignment Design?

- Assignments bring high-level learning outcomes to life.
- They are among the most powerful signals that faculty send to students.
- Working *together* on assignments helps to develop shared language and more intentionally aligned and scaffolded *sequences* of assignments that can help students integrate and connect their learning.
- The design of assignments matters for student learning.

Relevant Research: Assignments Matter

WPA/NSSE

- ▶ Large scale study of writing for learning, 2007-2010
 - Consortium for the Study of Writing in College
- ▶ The amount of writing matters but...
- ▶ Assignment design matters more
- ▶ Especially assignments that pose "meaning-making tasks"

The Transparency Project

- Stage 1: Most promising interventions? Assignments
- Stage 2: Making assignment purpose, tasks, and criteria "transparent" = gains for all...
- And especially for **first-generation, low-income, under-represented students**

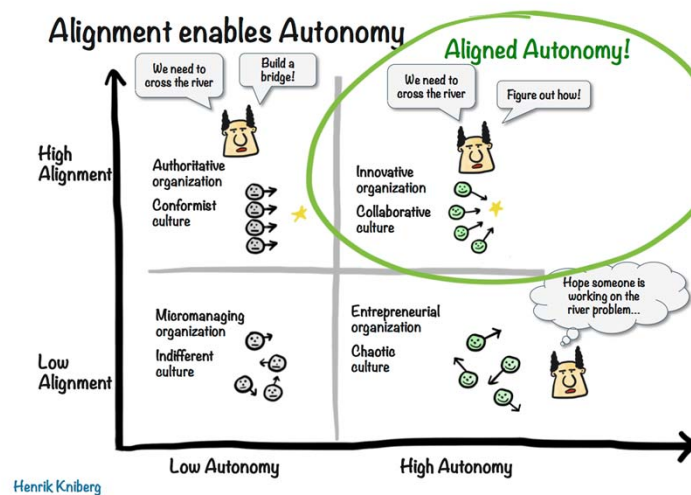
Typical Problems with Assignments


- Are students aware that their assignments are linked to learning outcomes?
- Do our students do understand the purpose of our assignments?
- Can students connect learning from one course & assignment to another?
- Do our students do appreciate the value of general education courses and their assignments ? Do they understand concepts of *skill acquisition*?

Alignment, Scaffolding, Transparency

- How do we create assignments and activities that will elicit student demonstration of a particular learning outcome?
- How do we help students connect skills and learning across assignments, courses, and GE & major programs?
- How do we help students successfully complete assignments, courses and degrees?

Intentional Design → Intentional Learners





“Teachers open the door, you must enter it yourself.”

Assignment Design Principles

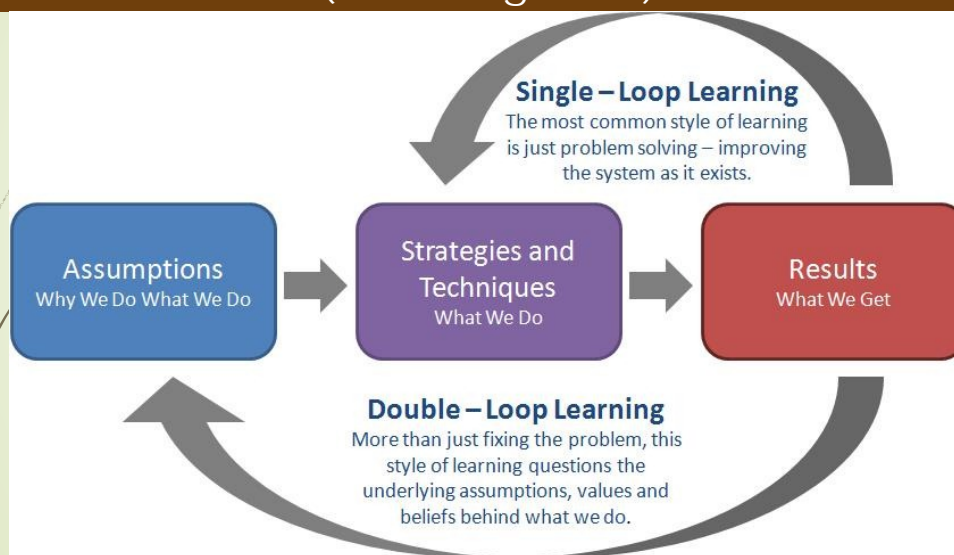
Faculty work collaboratively in a peer-review setting, to create curriculum that intentionally builds in opportunities for students to apply and practice as well as transfer their skills and knowledge, through assignments that students find engaging and meaningful.

Features of Effective Assignments

- ✓ Engaging (Task as Intriguing Problem: John Bean)
- ✓ Respecting and reflecting different ways of knowing, levels of preparation
- ✓ Provide useful, formative feedback
- ✓ **Linked to and aligned with prior and subsequent assignments**

and one more element...

Thinking about Thinking (Metacognition)



Questions to Consider

Alignment: To what learning outcomes does this assignment align?

Purpose: What learning outcome(s) does the assignment focus on? Is the relevance to students' majors, lives, careers apparent?

Integrative Learning: In what ways does the assignment support integrative learning?

Task: How might students understand or misunderstand the assignment? Is it clear?

Criteria: What distinguishes a strong student performance from a less strong one?

Steps in the Assessment Process: "Closing the Loop" -- Designing clearer assignments



UNLV UNIVERSITY OF NEVADA, LAS VEGAS TOPICS ▾

☰ Office of the Executive Vice President and Provost

UNLV Home / EVPP Home / Instructional Development and Research / Transparency in Learning and Teaching in Higher Education

Transparency in Learning and Teaching in Higher Education

Focus on *Purpose, Task, Criteria* -- all students benefit, some benefit more

The Importance of Transparent Assignment Design



The Importance of Transparent Assignment Design

- ▶ More transparent assignments address **purpose, task, criteria**
- ▶ **Purpose** explains to students how this assignment contributes to their learning
 - ▶ Link purpose to module, course, or program learning outcomes!
- ▶ **Task** provides clear instructions to students about how to start and complete an assignment successfully
 - ▶ This functions like a map on a learning journey
- ▶ **Criteria** illustrates to students what a successful assignment looks like
 - ▶ Annotate examples. Best practices: Don't provide the "A" assignment!

Steps in the Data Collection Process

Take-away point: Keep it Simple!

The image shows two versions of a data collection form. On the left is a desktop view with a white background and grey input fields. On the right is a mobile view with a white background and grey input fields, shown on a smartphone screen. Both forms have the following fields:

- Assessment of Program:
 - English
 - Math
 - Government and Civics
- STUDENT ID

The mobile version includes a red arrow button at the bottom right.

Qualtrics is an easy survey tool that can be adapted to allow faculty to enter assessment data quickly; exports to Excel, then use for reports & data visualization

Wrap Up

- Incorporating Purpose, Task, Criteria creates clearer, more transparent assignments
- Well-designed assignments lead to more and better learning -- and better assessment evidence
- More transparency is beneficial for all students and particularly good for:
 - ✓ First-generation students
 - ✓ Lower division courses
 - ✓ High DFW courses
 - ✓ Key or bottleneck courses for majors

Review of Assessment Principles

- ▶ Faculty are experts in instruction
- ▶ Faculty-driven process provides meaning
- ▶ Doing assessment well means prioritizing, planning ahead, using timesaving tools
- ▶ We are already assessing, we just need to formalize what we already do
- ▶ If we don't do assessment, someone else will do it for us!

Steps in the Assessment Process

Take-away point: Don't reinvent the wheel!



