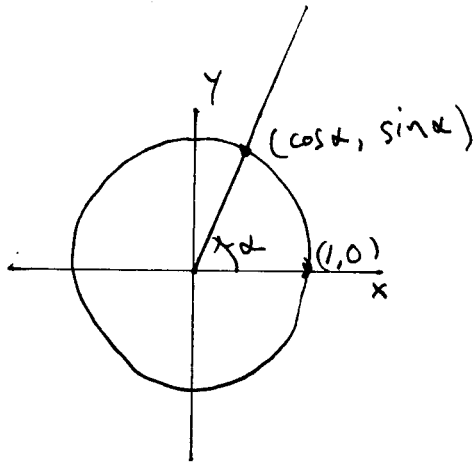


2.1 Right triangle definition of trig functions



$$\sin \alpha = y$$

$$\cos \alpha = x$$

$$\tan \alpha = \frac{y}{x}$$

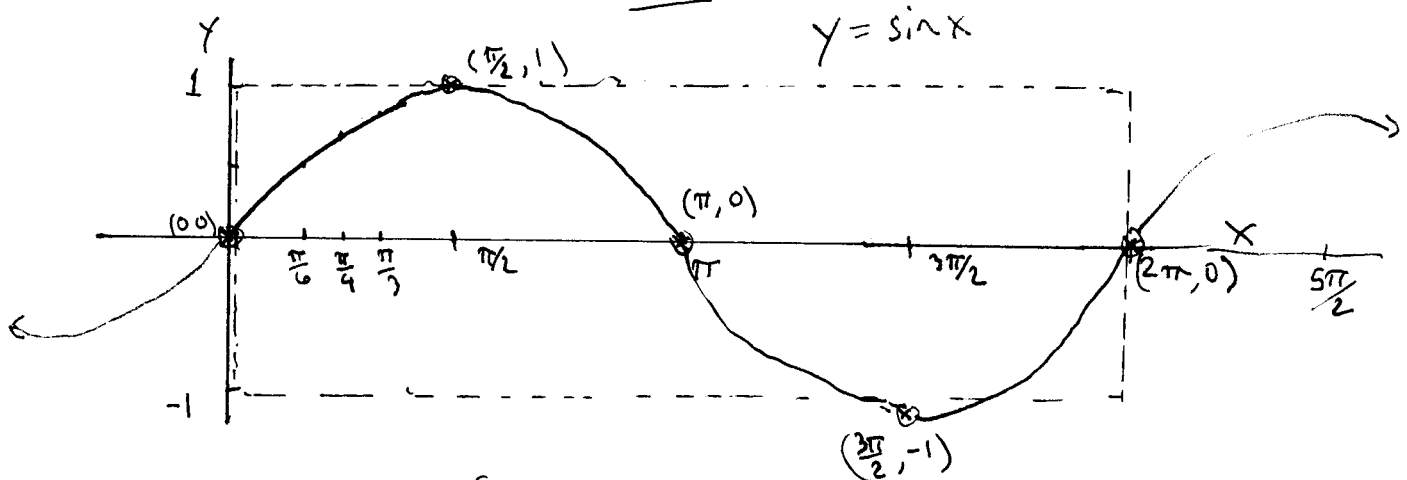
$$\csc \alpha = \frac{1}{y}$$

$$\sec \alpha = \frac{1}{x}$$

$$\cot \alpha = \frac{x}{y}$$

The Graph of the function $y = \sin x$

x = input to the function, y = output of the function
(= angle)
in radians



$$\text{domain of sine} = (-\infty, \infty)$$

$$\text{range of sine} = [-1, 1]$$

$$\sin(x + 2\pi) = \sin x$$

$$\sin(-x) = -\sin x$$

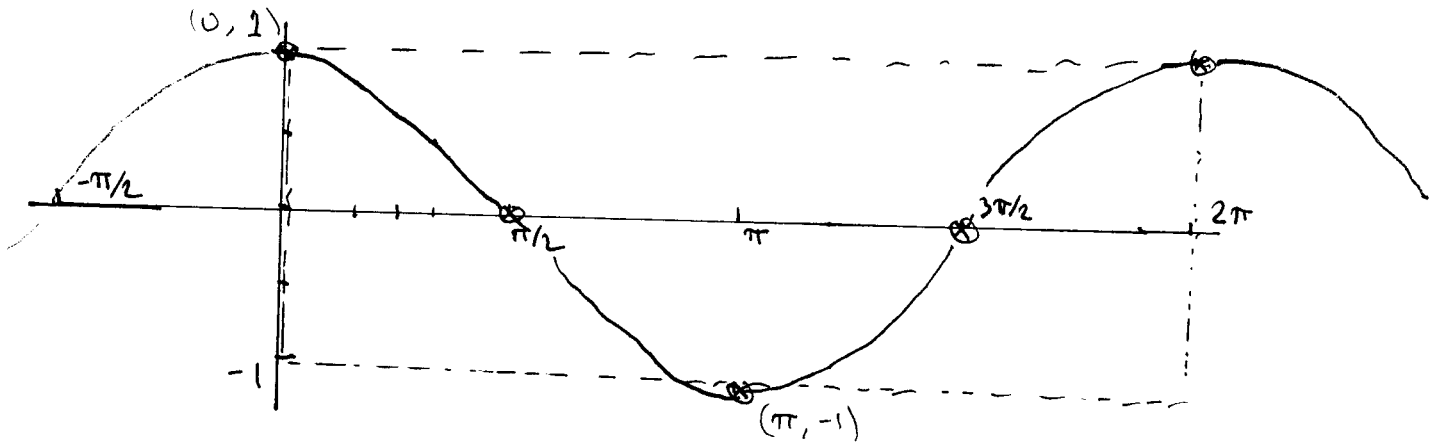
$$\text{amplitude} = 1$$

i.e. sine is periodic with period 2π

i.e. sine is an odd function.

Graph of cosine

$$y = \cos x$$



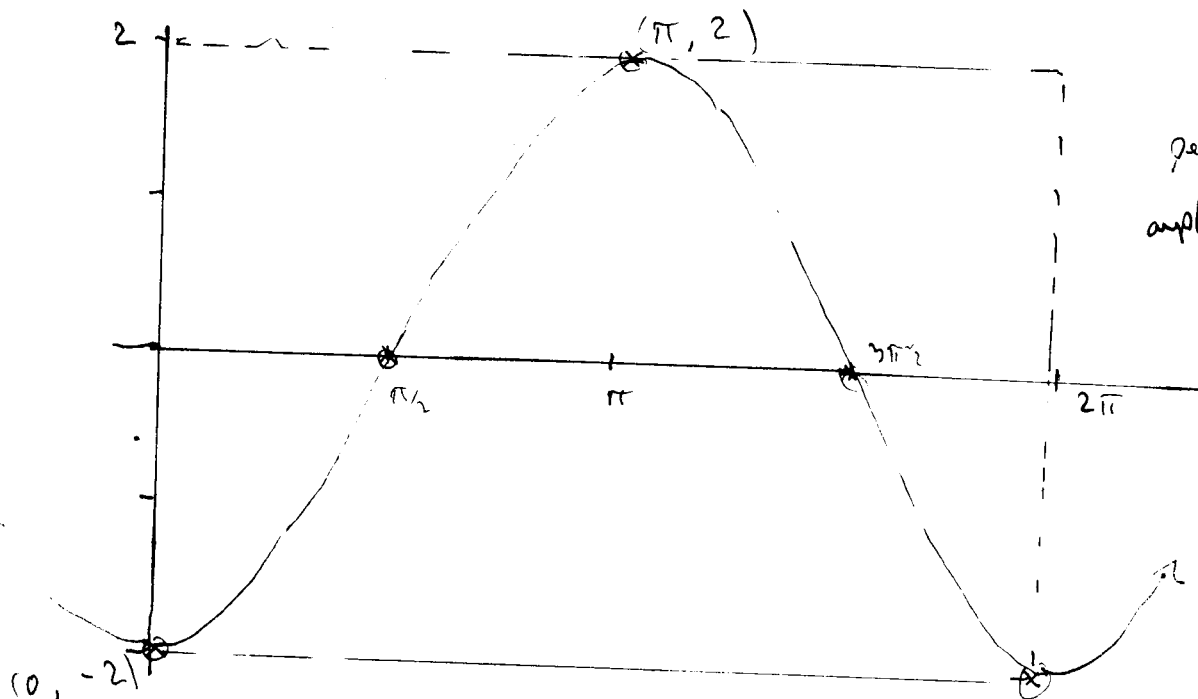
domain = $(-\infty, \infty)$

range = $[-1, 1]$

$\cos(x + 2\pi) = \cos x$

$\cos(-x) = \cos x$

amplitude = 1

i.e. cosine is an even functionex. Graph $y = -2 \cos x$.

period = 2π

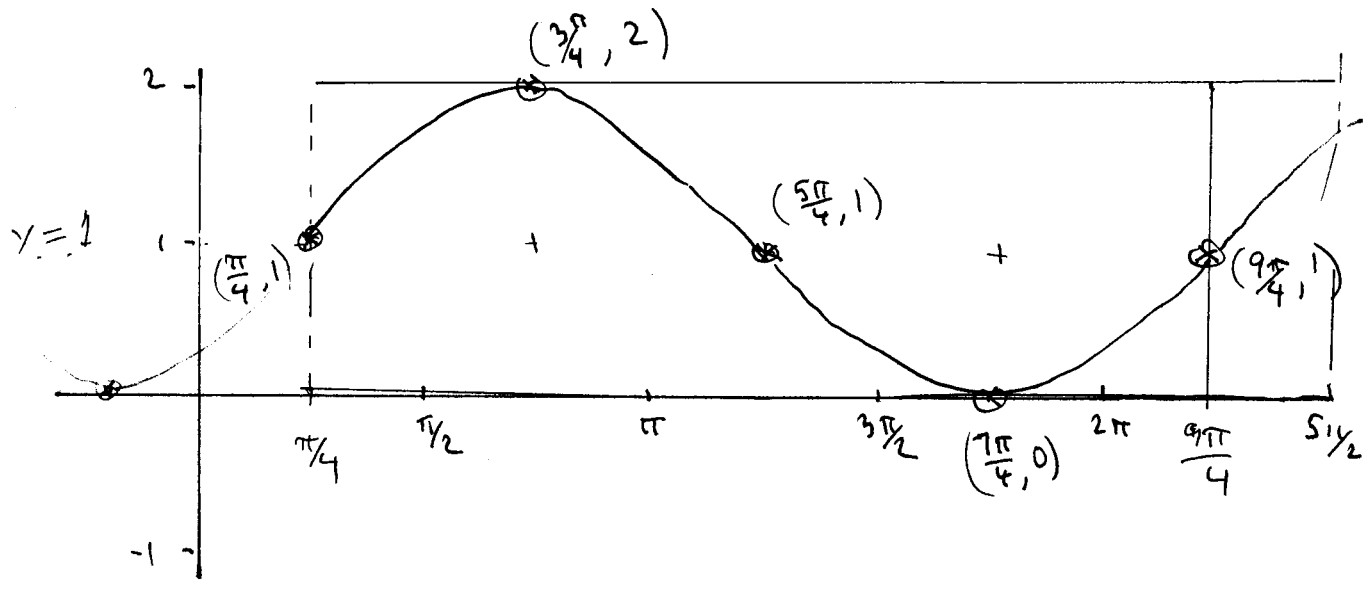
amplitude = $|-2|$

$= 2$

Phase shift

ex: Graph $y = \sin(x - \frac{\pi}{4}) + 1$

will be shifted
right by $\frac{\pi}{4}$ and
up 1.



Generalization: If you want to graph
 $y = A \sin(x - C) + D$

the graph will be a generalized sine wave

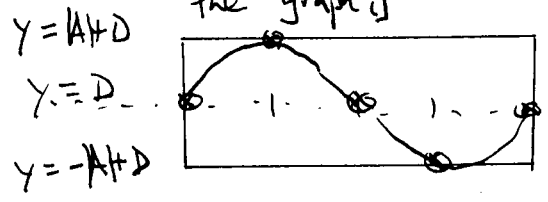
with amplitude = $|A|$

period = 2π

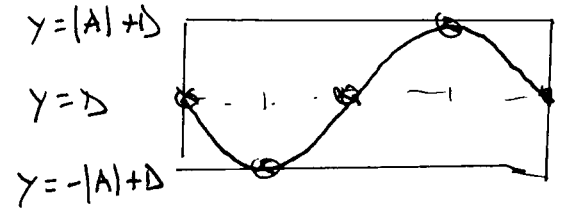
phase shift = C

vertical shift = D

when A is positive
the graph is

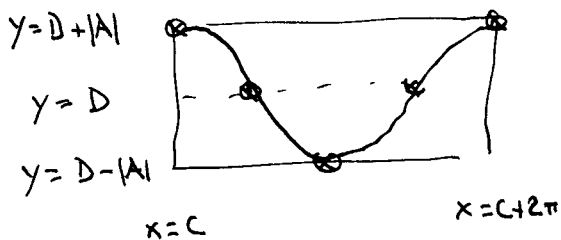


when A is negative:

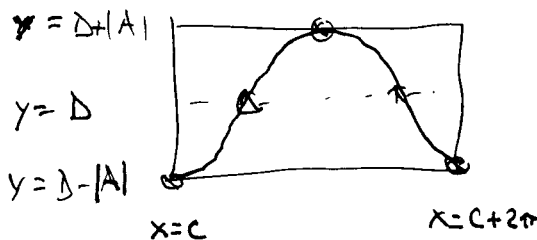


For $y = A \cos(x - C) + D$

A positive



A negative



Remarks: (1) We want to be able to use the equation to determine the graph, i.e. equation \rightarrow graph

but we also want to be able to use the graph to determine the equation, i.e. equation \leftarrow graph.

(2) In the next section, we will learn to handle generalized sine and cosine functions with four parameters, that is,

$$y = A \sin B(x - C) + D \quad \text{and}$$

$$y = A \cos B(x - C) + D$$